



# ICMPD

International Centre for  
Migration Policy Development

## Irregular Migration in CEE – Developments in the Past Decade

Budapest  
9 November 2011

by **David Reichel**

David.Reichel@icmpd.org  
<http://research.icmpd.org>

# Outline of presentation

- Irregular migration in CEE in 2009
- Development of Apprehensions in the past years
- Schengen enlargement 2007

# ICMPD's Yearbook

- Yearbook on Illegal Migration, Human Smuggling and Trafficking in Central and Eastern Europe
  - Published since 1998
  - Statistics are collected through a questionnaire which is sent to border agencies, ministries of interior and other authorities responsible for irregular migration issues.
- Authentic information directly from the states

# ICMPD's Yearbook

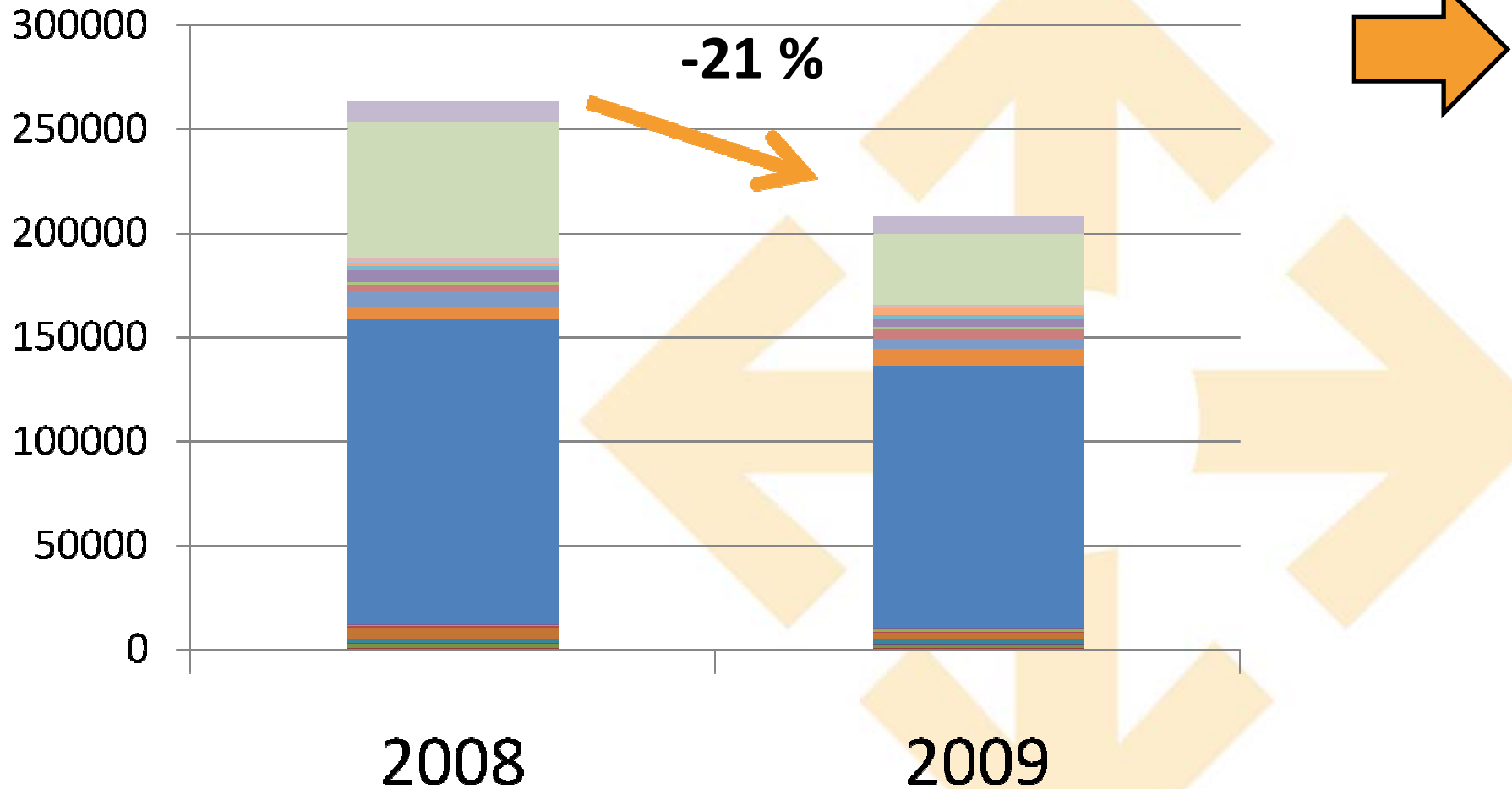
## Statistics collected

- ... on apprehensions of persons illegally entering or staying in a country,
- ... on human smugglers and persons smuggled,
- ... on traffickers and victims of trafficking.

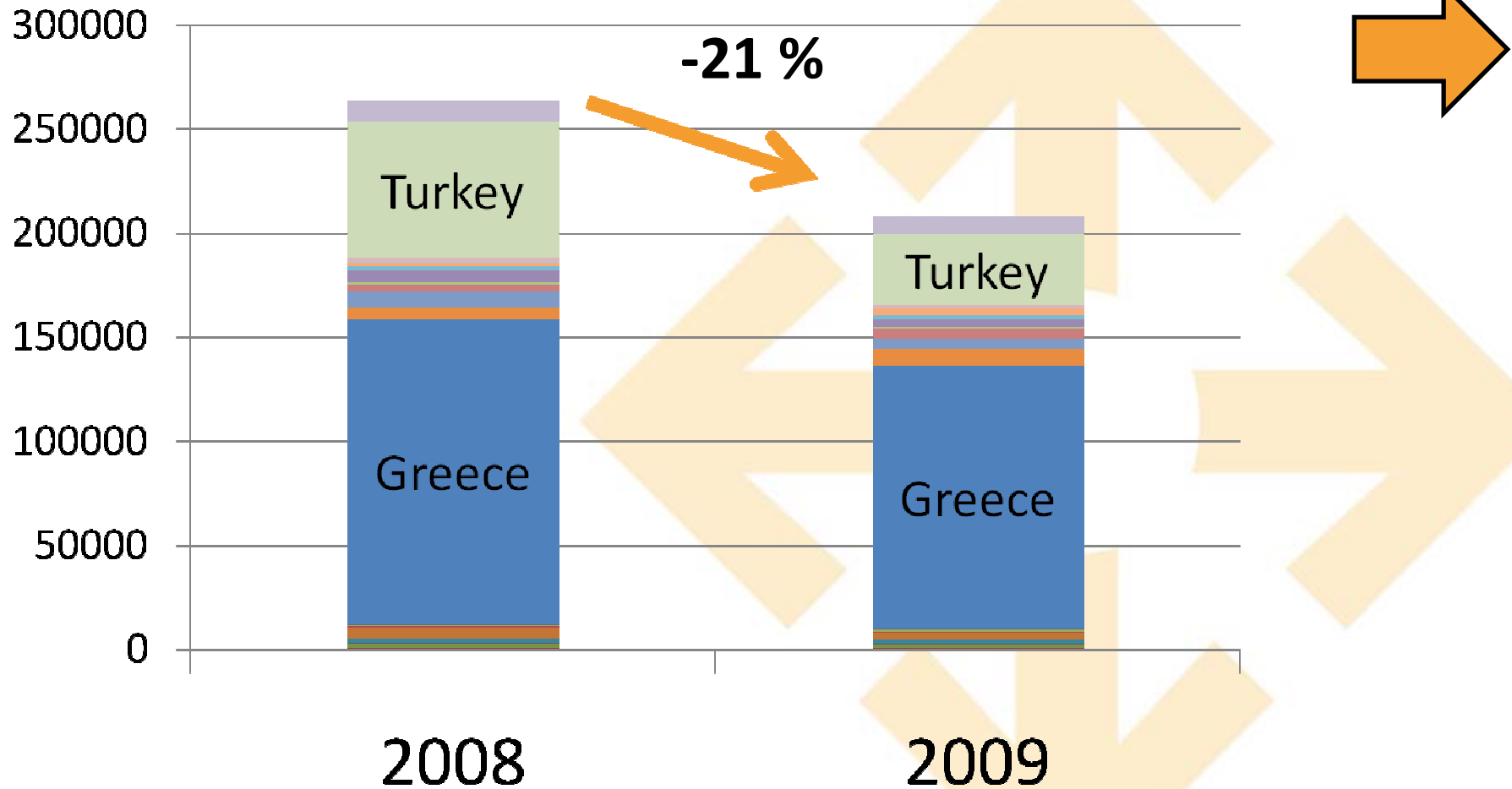
## + special survey on selected topics

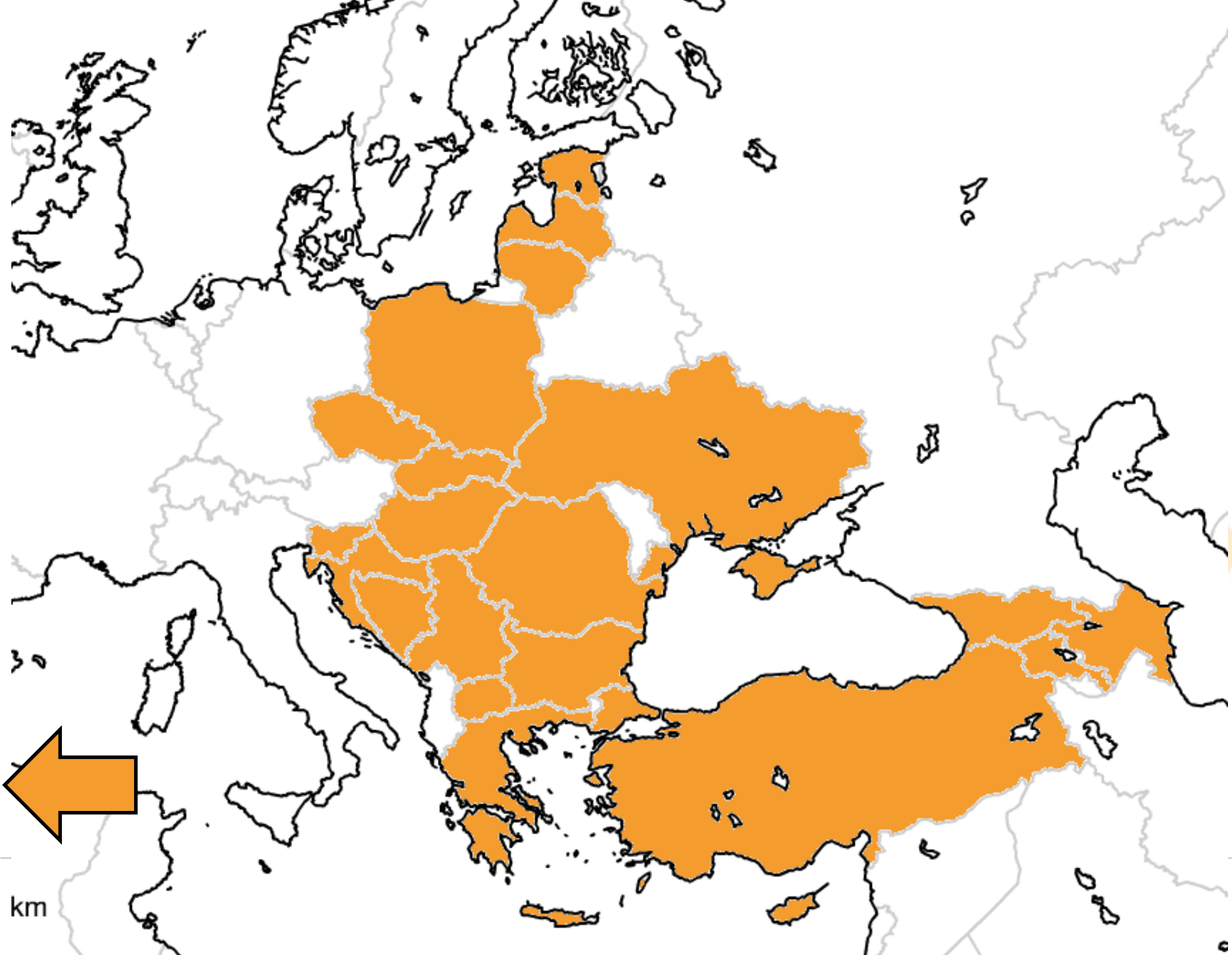
- » 2007: irregular migration via air routes
- » 2008: enlargement of the Schengen area
- » 2009: return and readmission

# Migration-related border apprehensions in 22 countries



# Migration-related border apprehensions in 22 countries



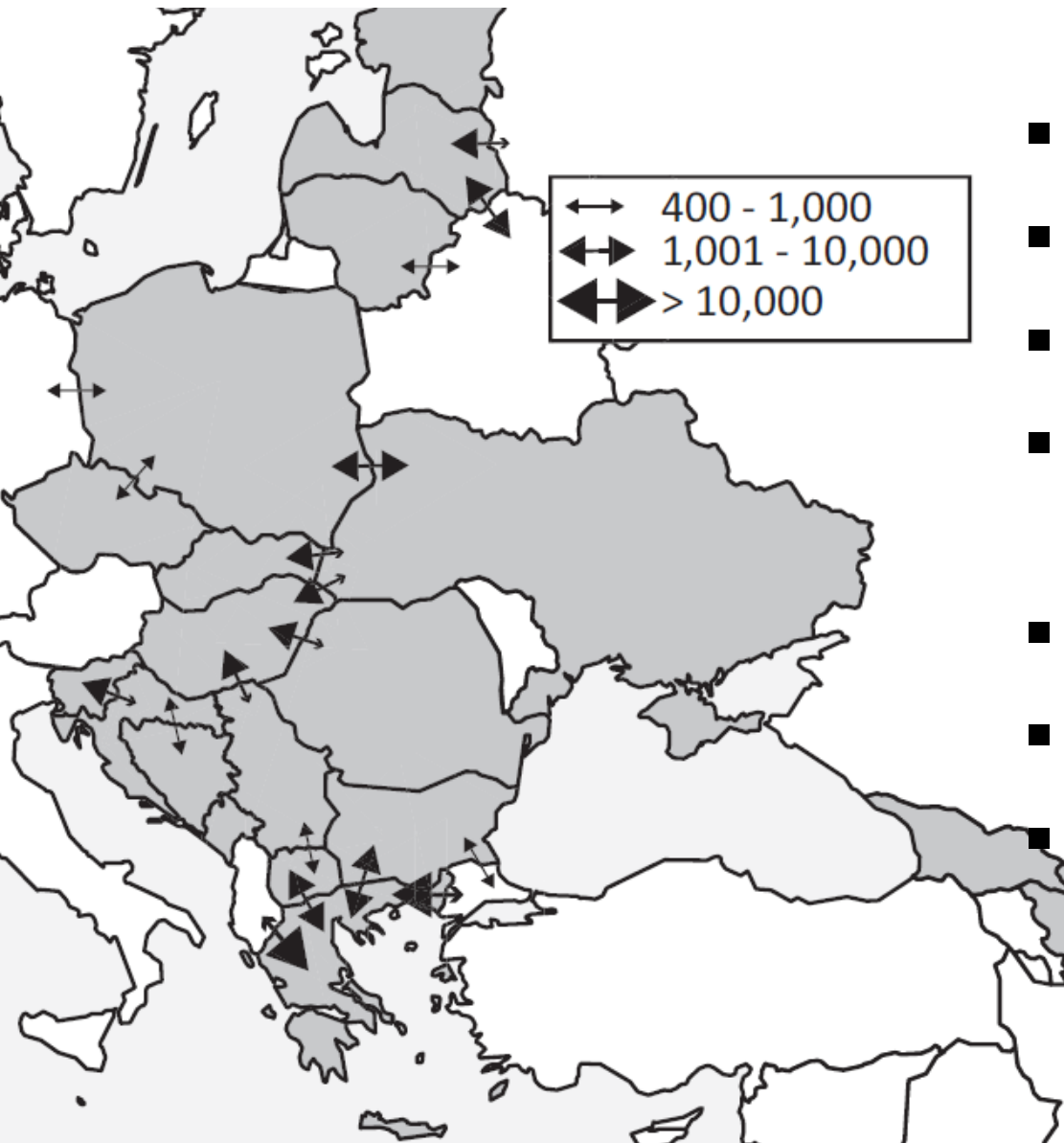


# Migration-related apprehensions in 2009

- Mainly men apprehended, only some 10 percent women (based on information from 15 countries)
- 5 percent of apprehensions involved minors (13 countries)
- Main source in 22 countries:
  - » Albania (over 65,000 apprehensions in 2009)
  - » Afghanistan (over 25,000 app. in 2009)
  - » Occ. Palestinian Territory (almost 24,000 in 2009)



# Important border sections 2009



- Albania-Greece
- Greece-Turkey
- Hungary-Serbia
- Greece-former Y.R. of Macedonia
- Latvia-Russia
- Hungary-Ukraine
- Hungary-Romania

# Rejections and smuggling

- Rejections at the border
  - » 152,019 rejections in 20 countries in 2009 (+1%)
  - » Mainly in Ukraine, Poland, Serbia and Croatia
  
- Smuggling
  - » 3,314 smugglers apprehended in 21 countries in 2009
  - » Mainly in Turkey (31%)

# Trafficking in Human Beings

- 554 victims of trafficking in 12 countries
  - » Mainly in Romania, Cyprus and Turkey
- 2,701 traffickers in 15 countries (-17%)
  - » 64% in Greece
  - » Other important countries are Turkey and Romania

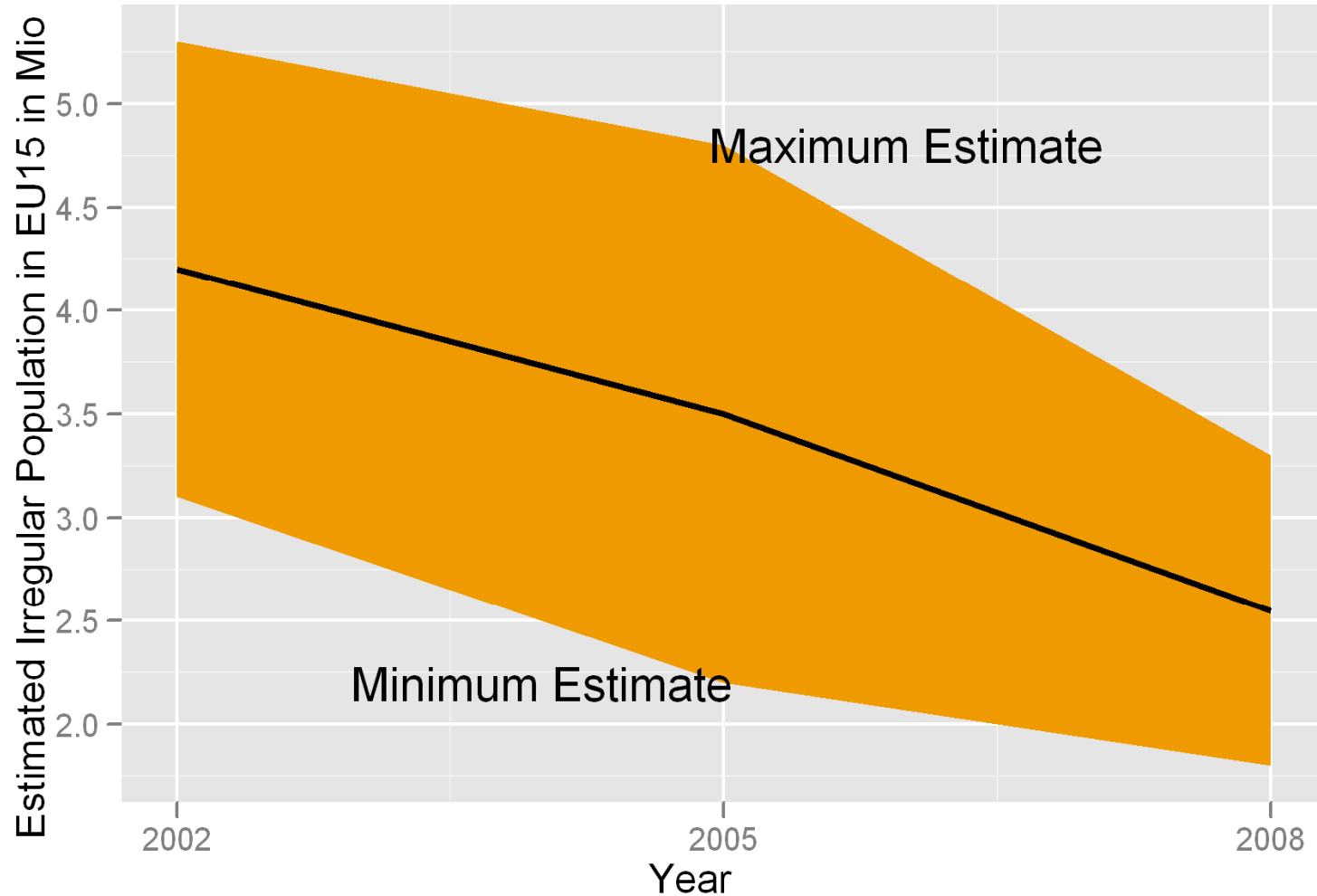
# Return and readmission

- Many readmission agreements have been signed by countries in the region since the 1990s
- In the 22 countries covered in the Yearbook
  - » Agreements or negotiations with 48 other countries
    - Mainly EU, EFTA, Albania, Russia and Moldova
  - » Most agreements were signed by Romania and Bulgaria (more than 30 agreements)
  - » Within the region: 94 signed readmission agreements (40.6%)
  - » 21 country pairs started negotiations

# Return and readmission

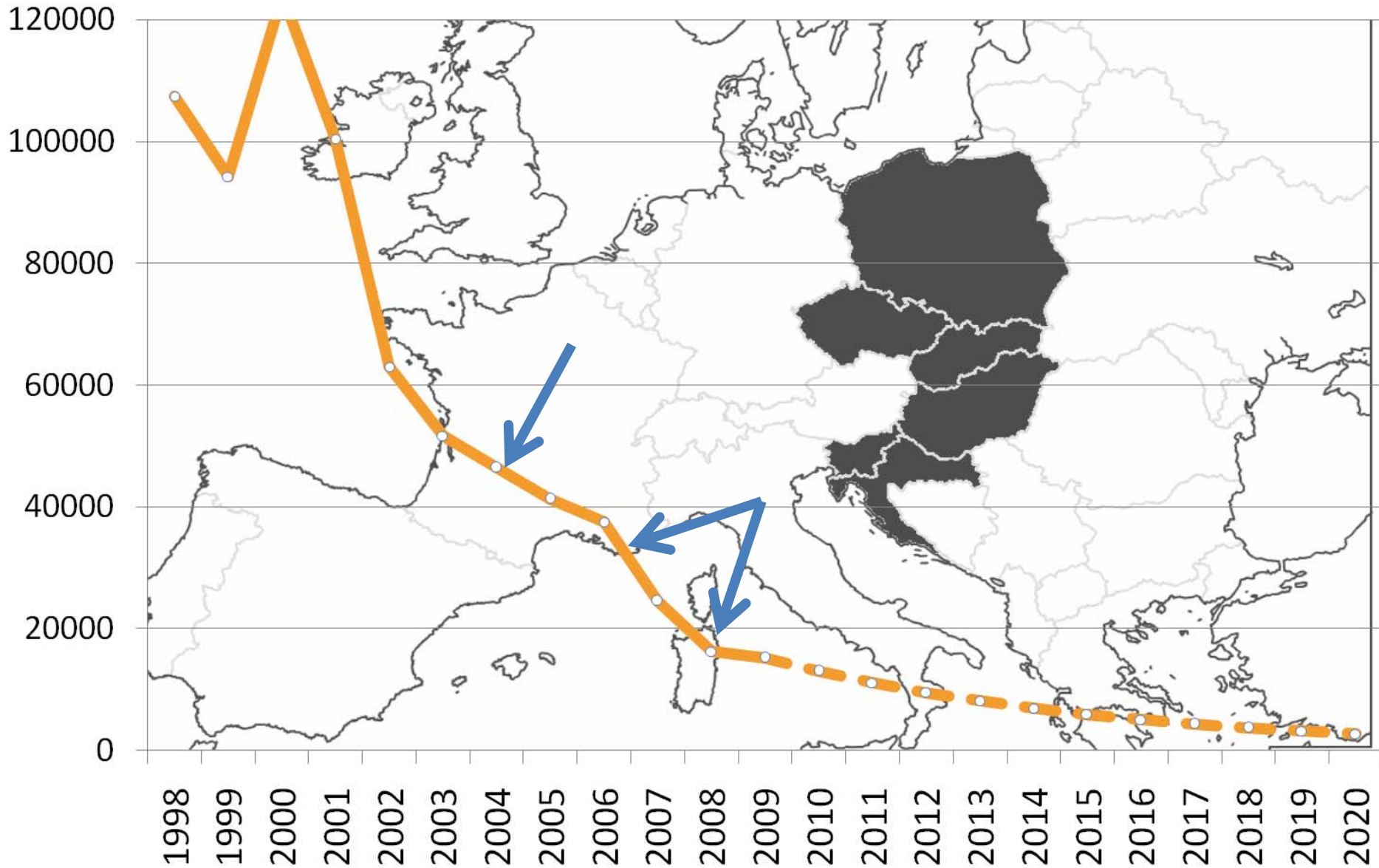
- Some 117,000 deported persons from 21 countries in 2009 (-25%)
- Mainly from Greece and Turkey
- Citizens of Serbia, Turkey and Russia are most often among the top three groups of citizenship of returned persons
  
- Assisted returns: 3,024 assisted returns in 10 countries in 2009
  - » Mainly from Cyprus, Poland and Azerbaijan

# Irregular Migration in the Past Decade

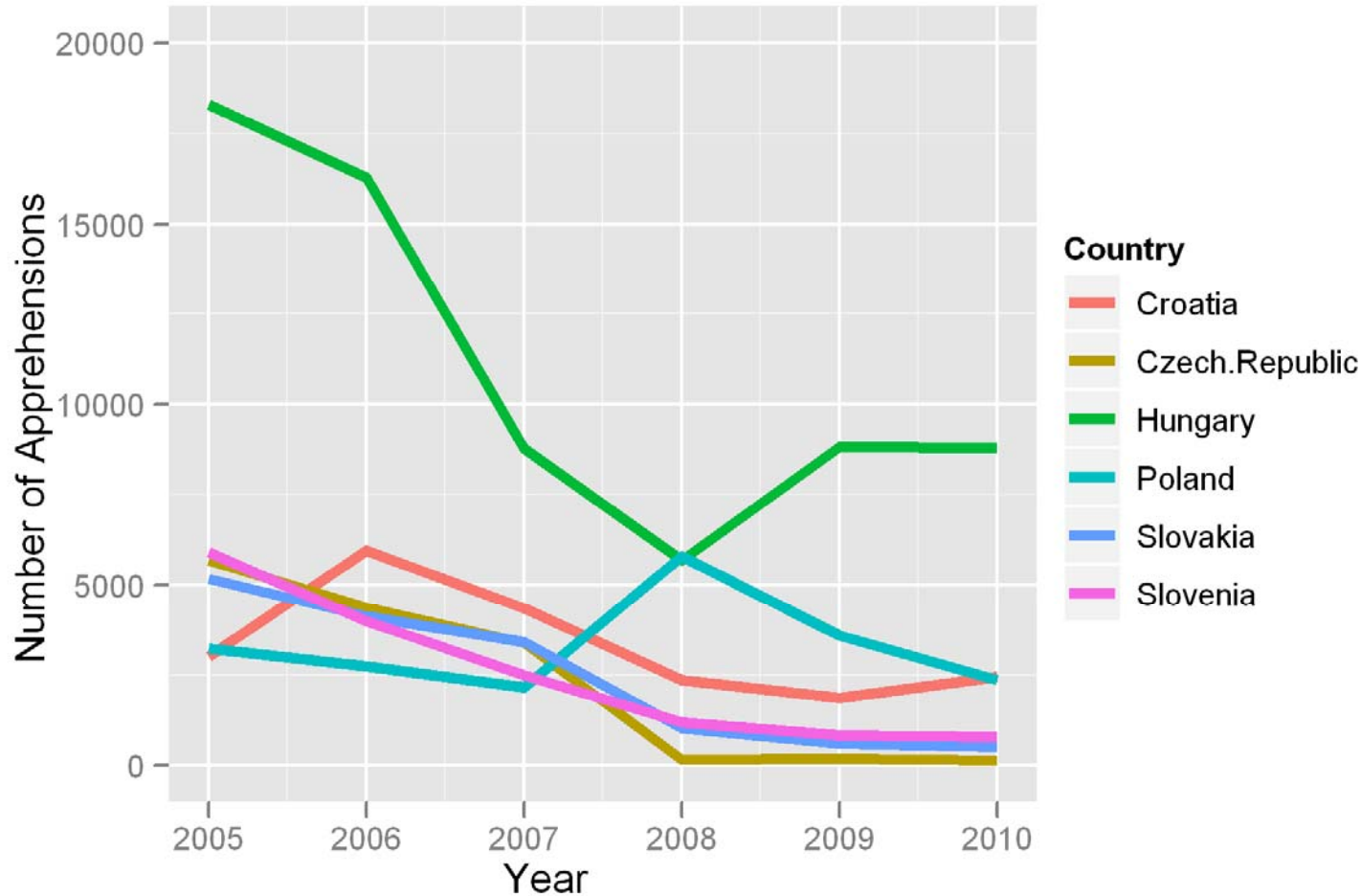


Source:  
Clandestino project

# Long-term trends in PL, CZ, SK, HU, SI and HR (1)



# Long-term trends in PL, CZ, SK, HU, SI and HR (2)





# Schengen Enlargement and EU Enlargement

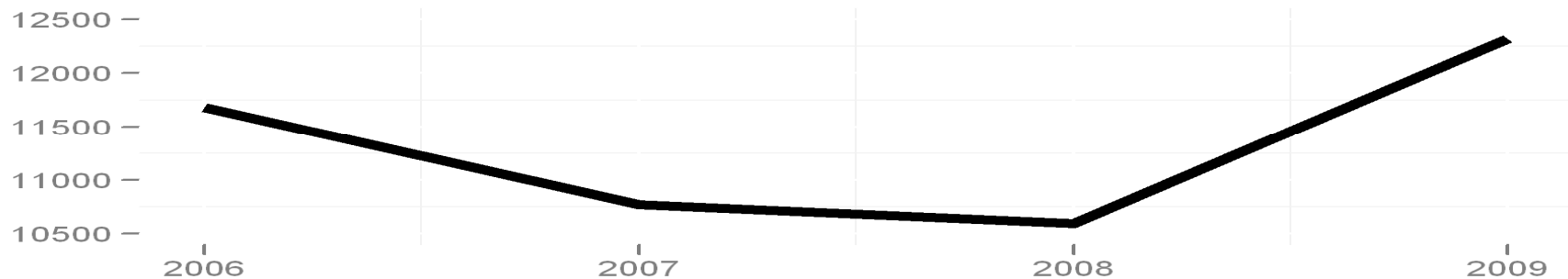
- Schengen enlargement led to the abolishment of border controls and therefore to a drop in border apprehensions (and in border crossings)
- Decrease in apprehensions of Bulgarian and Romanian citizens (e.g. in Hungary apprehensions of Romanians)
- Inland apprehensions

# Inland Apprehensions 2006-2010

|                | <b>2006</b>  | <b>2007</b>  | <b>2008</b>  | <b>2009</b>  | <b>2010</b> |
|----------------|--------------|--------------|--------------|--------------|-------------|
| Czech Republic | 5094         | 4712         | ↓ 3661       | 4267         | 2848        |
| Hungary        | 1394         | 711          | ↓ 461        | 809          | n.a.        |
| Poland         | 138          | 2            | ↑ 207        | 171          | 193         |
| Slovakia       | 2749         | 3330         | ↓ 1321       | 1018         | 818         |
| Slovenia       | 867          | 438          | ↓ 259        | 378          | 11          |
| Lithuania      | 0            | 10           | ↑ 1748       | 3801         | 1613        |
| Latvia         | 1428         | 1560         | ↑ 2920       | 1827         | n.a.        |
| Estonia        | 10           | 7            | ↑ 17         | 48           | 24          |
| <b>Total 8</b> | <b>11680</b> | <b>10770</b> | <b>10594</b> | <b>12319</b> | <b>n.a.</b> |
| <b>Total 6</b> | <b>8858</b>  | <b>8499</b>  | <b>7213</b>  | <b>9683</b>  | <b>5507</b> |

# Inland Apprehensions 2006-2010

|                | <b>2006</b>  | <b>2007</b>  | <b>2008</b>  | <b>2009</b>  | <b>2010</b> |
|----------------|--------------|--------------|--------------|--------------|-------------|
| Czech Republic | 5094         | 4712         | 3661         | 4267         | 2848        |
| Hungary        | 1394         | 711          | 461          | 809          | n.a.        |
| Poland         | 138          | 2            | 207          | 171          | 193         |
| Slovakia       | 2749         | 3330         | 1321         | 1018         | 818         |
| Slovenia       | 867          | 438          | 259          | 378          | 11          |
| Lithuania      | 0            | 10           | 1748         | 3801         | 1613        |
| Latvia         | 1428         | 1560         | 2920         | 1827         | n.a.        |
| Estonia        | 10           | 7            | 17           | 48           | 24          |
| <b>Total 8</b> | <b>11680</b> | <b>10770</b> | <b>10594</b> | <b>12319</b> | <b>n.a.</b> |

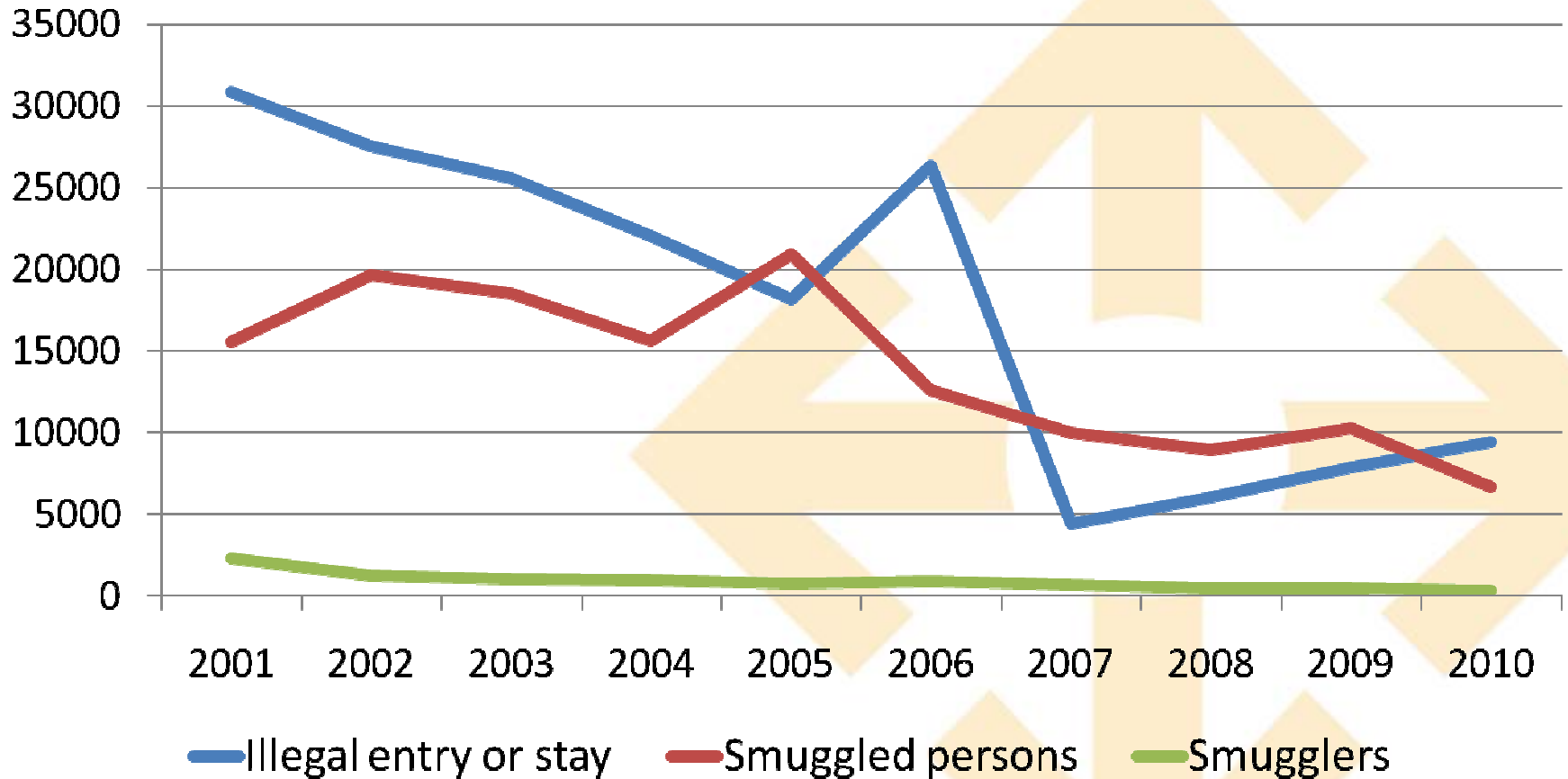


# Inland Apprehensions 2006-2010

|                | <b>2006</b> | <b>2007</b> | <b>2008</b> | <b>2009</b> | <b>2010</b> |
|----------------|-------------|-------------|-------------|-------------|-------------|
| Czech Republic | 5094        | 4712        | 3661        | 4267        | 2848        |
| Hungary        |             |             |             |             |             |
| Poland         | 138         | 2           | 207         | 171         | 193         |
| Slovakia       | 2749        | 3330        | 1321        | 1018        | 818         |
| Slovenia       | 867         | 438         | 259         | 378         | 11          |
| Lithuania      | 0           | 10          | 1748        | 3801        | 1613        |
| Latvia         |             |             |             |             |             |
| Estonia        | 10          | 7           | 17          | 48          | 24          |
| <b>Total 6</b> | <b>8858</b> | <b>8499</b> | <b>7213</b> | <b>9683</b> | <b>5507</b> |



# Apprehensions statistics Austria



# Conclusions

- Several political changes have taken place in the past years
- Migration related apprehensions are influenced by several factors
- There is no obvious negative or positive impact on irregular migration in CEE due to Schengen enlargement
- Irregular migration has clearly declined in the past decade



**Thank you**

<http://research.icmpd.org>